



EUROPEN-PEN
international

practice enterprises network

WebApp User Guide for Practice Enterprises

EUROPEN-PEN International Web Application
User Guide for Trainers

Version 1.1

EUROPEN-PEN International 2017





WebApp User Guide Contents

Introduction	3
Getting Started with the WebApp	3
Access to the WebApp	3
Website User Preferences	3
PE Trade Directories and Listings	4
Search in the Yellow Pages	4
Search for a Specific Company	8
Search for Top International Traders	9
World Map of Practice Enterprises	10
Search for PE Listings by Country	11
Visibility in the Yellow Pages	12
VAT Tax ID Verification	15
PE Webshops Directory	16
Calendar of Events	19
Export Documents	20
Export Documentation	20
Export Library	20
Contact Lists and Links	21
Documents Library	21
Media	21
Marketing Materials	21
Logos and Graphics	21
Members Marketing Materials	22
Statistics	22
Frequently Asked Questions (FAQ)	23
User Guides	23



Introduction

The objective of this User Guide is to provide Practice Enterprises an explanation of WebApp user functionalities. Each menu item is described in detail and includes information about its function, sub items and the procedures for the user.

Getting Started with the WebApp

Access to the WebApp

A Practice Enterprise (PE) can access the WebApp portal by using its User Name and Password. If you do not have/forgot your User Name or Password, please contact your national Central Office (CO) or click on the "Password forgotten" link in the Log In box (see *Figure 1*) and your password will be emailed to you at the email associated with your account.

To connect to the WebApp

1. Use the following link: <https://penapps.penworldwide.org/>
2. Fill in your User Name and Password

Figure 1: Log In box

Log In

User Name:

Password:

☐ Remember me next time.

[Password forgotten?](#)

Website User Preferences

On the main page, there are language options for the menu (top right). Once a language is chosen, it will be saved as the default language for your site.

The website skin (website layout) is modifiable to 5 different options depending on your preference (top right). Once a website skin is chosen, it will be saved as the default for your site.

In the sections containing documents you can adjust the page view at the bottom of each screen (items per page, jump page, jump to end, jump to beginning, etc.).



PE Trade Directories and Listings

This section explains how to find business partners using the Yellow Pages or specific search or listing criteria.

Only Practice Enterprises that are listed in the database as trading internationally can be found in the Yellow Pages. National traders can only be found using Listing criteria.

Only Practice Enterprises that have a minimum of one Category, keyword or description can be found in the Yellow Pages. If a PE has not entered any Yellow Page information in their PE information, they cannot be found and are invisible to all other PEs. If you are not sure that your PE is visible, verify your data with your national Central Office.

Search in the Yellow Pages

PE Trade Directories and Listings -> Yellow Pages Search

<https://penapps.penworldwide.org/PEMarket/YellowPageSearch.aspx>

There are two ways to search in the Yellow Pages (YP) at the YP link page (see Figure 2).

1st search option - Browse by YP categories

2nd search option – by entering specific information and keywords

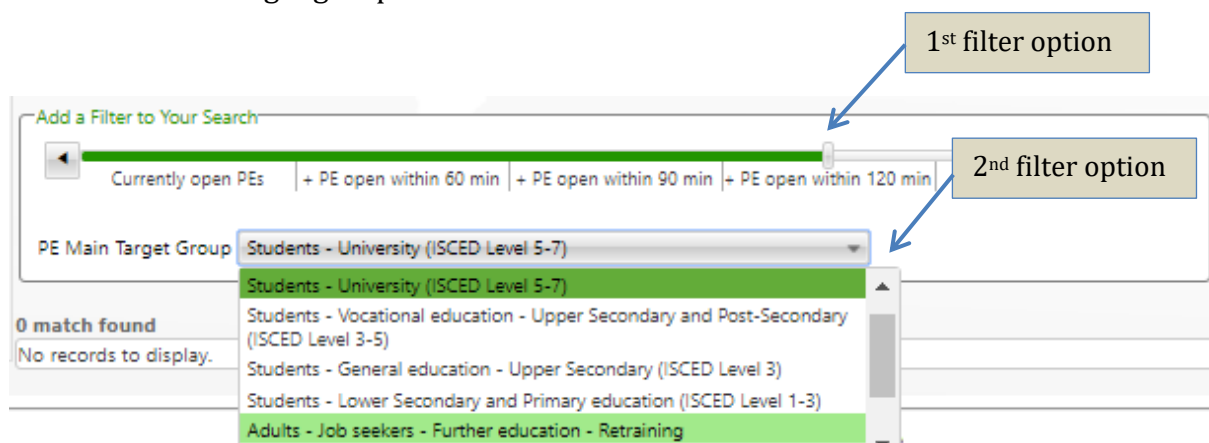
In order to get fewer results that are more specific, two filters can be added to each option of your search (see Figure 2).

1st filter option - filters PEs by opening hours

To change the search criteria, drag the slider along the line to the desired PE opening status: All open PEs, PE open within 120 min, PE open within 90 min, PE open within 60 min, Currently open PE.

2nd filter option - filters PEs by target group

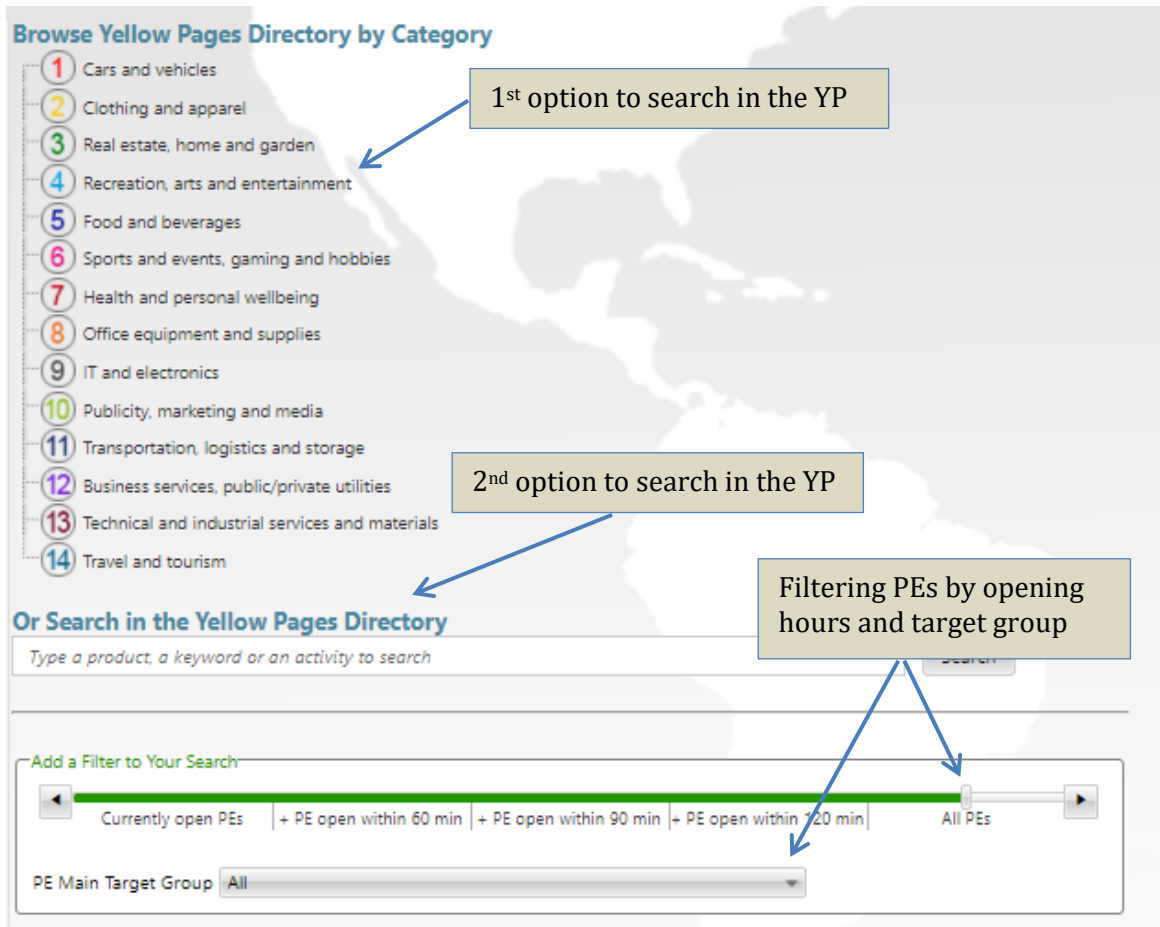
In addition to PE opening hours filter, the filter by target groups may be added to your search. Select a target group from the table.



Search and filter options will be explained more detailed below.



Figure 2: Search and filter options in the Yellow Pages



1st Search Option in the Yellow Pages

This option enables the user to find business partners (other PEs) according to a specific business category. There are 14 Yellow Page categories organised by number and colour (see Figure 3). Each category includes the information of the PEs operating in that business category. There can be two filters added to this search option.

Each PE indicated includes (see Figure 4):

- 1) link to webshops
- 2) other activity categories
- 3) PE languages
- 4) current PE opening status
- 5) target group (if the filter is added)



Figure 3: 14 Yellow Pages Directories

Browse Yellow Pages Directory by Category

- 1 Cars and vehicles
- 2 Clothing and apparel
- 3 Real estate, home and garden
- 4 Recreation, arts and entertainment
- 5 **Food and beverages**
- 6 Sports and events, gaming and hobbies
- 7 Health and personal wellbeing
- 8 Office equipment and supplies
- 9 IT and electronics
- 10 Publicity, marketing and media
- 11 Transportation, logistics and storage
- 12 Business services, public/private utilities
- 13 Technical and industrial services and materials
- 14 Travel and tourism

click the category to see the list of PEs

Or Search in the Yellow Pages Directory
Type a product, a keyword or an activity to search

Add a Filter to Your Search

Currently open PEs | + PE open within 60 min | + PE open within 90 min | + PE open within 120 min | All PEs

PE Main Target Group: **Students - Vocational education - Upper Secondary and Post-Secondary (ISCED Level 3-5)**

76 matches found

Shop Online	Practice Enterprise (PE)	Activity Categories	PE Languages	PE Opening Status
	3H GmbH, Hannover, DE	5 7 10 11	DE, EN, FR, TR	
	ADERK Getränke GmbH, Paderborn, DE	5	DE, EN, TR	
	ALPHA BUILDERS, Targu Jiu, RO	5	RO, EN	
	B.S. World Co., Ltd., Shanghai, CN	5	EN, ZH	
	BeBio GmbH, Wangen, DE	2 5 7	DE, EN	
	Berliner Lebensmittel, Rostock, DE	5	DE	
	Black Forest Nudeln GmbH, Achem, DE	5	DE, EN	
	BOITE DE CHOCOLAT, Alba Iulia, RO	5	RO, EN	

Add 1st filter: PE open within 120 min
Add 2nd filter: Vocational Education

Figure 4: Example of search and filter results in the category Food and beverages

76 matches found

Shop Online	Practice Enterprise (PE)	Activity Categories	PE Languages	PE Opening Status
	3H GmbH, Hannover, DE	5 7 10 11	DE, EN, FR, TR	
	ADERK Getränke GmbH, Paderborn, DE	5	DE, EN, TR	
	ALPHA BUILDERS, Targu Jiu, RO	5	RO, EN	
	B.S. World Co., Ltd., Shanghai, CN	5	EN, ZH	
	BeBio GmbH, Wangen, DE	2 5 7	DE, EN	
	Berliner Lebensmittel, Rostock, DE	5	DE	
	Black Forest Nudeln GmbH, Achem, DE	5	DE, EN	
	BOITE DE CHOCOLAT, Alba Iulia, RO	5	RO, EN	

Opening in 0 h 3 min

Example shows search and filter results in the category Food and beverages when two filters 1) PE open within 120 min and 2) Vocational Education target group are added.

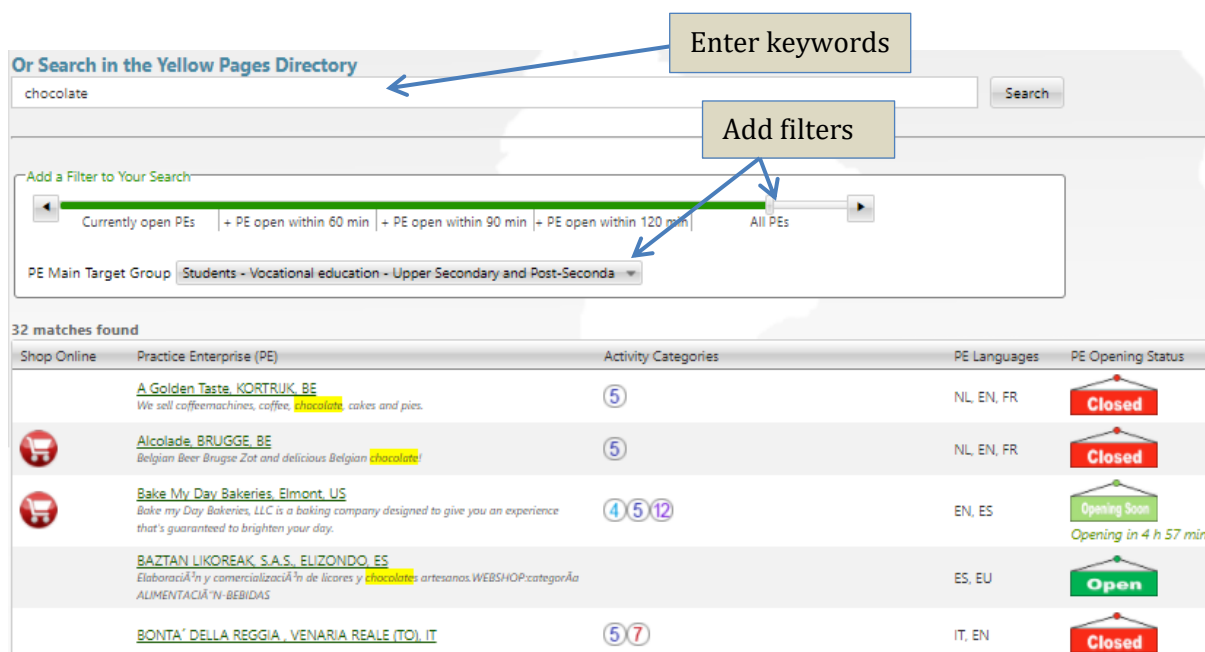
2nd Search Option in the YP

This option can be used to find Practice Enterprises by entering specific information and keywords. This way of searching is specific to exact terms – language, spelling, plural or singular forms, etc.

Try to search using different language or with plurals. Example, “chocolat” or “chocolate” or “chocolates” if you want to search in French and English and plural. It is important to use keywords with exact spelling. Misspelled words will not be found (example “cholocat”).

Try to search using single words only (example “chocolate”, see Figure 5) and avoid too many words or full sentences (example “chocolate produced in Belgium”, see Figure 6).

Figure 5: Search in the YP by keywords and filters – good example

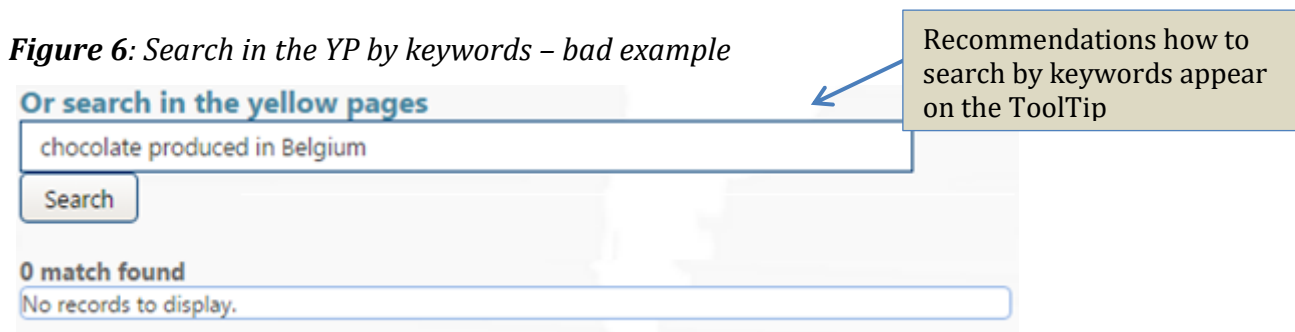


The screenshot shows the 'Or Search in the Yellow Pages Directory' interface. The search bar contains the keyword 'chocolate'. Below the search bar, there are filter options: 'Add a Filter to Your Search' with a slider for 'Currently open PEs' (set to 'All PEs') and a dropdown for 'PE Main Target Group' (set to 'Students - Vocational education - Upper Secondary and Post-Seconda'). The results section shows '32 matches found' and a table of results.

Shop Online	Practice Enterprise (PE)	Activity Categories	PE Languages	PE Opening Status
	A Golden Taste, KORTRIJK, BE We sell coffeemachines, coffee, chocolate, cakes and pies.	(5)	NL, EN, FR	Closed
	Alcolade, BRUGGE, BE Belgian Beer Brugge Zot and delicious Belgian chocolate	(5)	NL, EN, FR	Closed
	Bake My Day Bakeries, Elmont, US Bake my Day Bakeries, LLC is a baking company designed to give you an experience that's guaranteed to brighten your day.	(4)(5)(12)	EN, ES	Opening Soon Opening in 4 h 57 min
	BAZTAN LIKOREAK S.A.S. ELIZONDO, ES Elaboraci3n y comercializaci3n de licores y chocolate artesanos.WEBSHOP:categor3a ALIMENTACI3N-BEBIDAS		ES, EU	Open
	BONTA' DELLA REGGIA, VENARIA REALE (TO), IT	(5)(7)	IT, EN	Closed

As seen in Figure 5, the keyword “chocolate” beverages with two filters added 1) All open PEs and 2) Vocational Education target group, results in 32 matches found.

Figure 6: Search in the YP by keywords – bad example



The screenshot shows the 'Or search in the yellow pages' interface. The search bar contains the keyword 'chocolate produced in Belgium'. Below the search bar, there is a 'Search' button. The results section shows '0 match found' and 'No records to display.'.

Recommendations how to search by keywords appear on the ToolTip

As seen in Figure 6, the keyword “chocolate in Belgium” is too complex and results in 0 matches found.



Search for a Specific Company

PE Trade Directories and Listings -> Detailed Search

<https://penapps.penworldwide.org/PEMarket/SearchPE.aspx>

The Detailed Search enables a user to search for business partners using specified search criteria. *Figure 7* below shows a search for a specific company can be done by entering specific criteria.

It is important that information entered into the search fields is written exactly as in the PE information. At least one exact criterion must be entered to get a result.

Searching by “Institution ID”, “Institution Name”, “Phone number”, “Email address”, “Contact or Manager” will give the result for the PE(s) associated with that information (see *Figure 7*).

Figure 7: Search for a specific company by Institution ID

The screenshot displays a search form titled "Search criteria" with the following fields and values:

- Institution ID: CA01QCE-BB
- Institution Name: ex : All 4 Business GmbH
- Institution City: ex : Kornwestheim-Pattonvill
- Phone number: ex : +49 7141 28206-400
- Email address: ex : all4business@gmx.de
- Contact or Manager: ex : John

Below the search fields is a "Filter by Country" dropdown menu set to "All" and a "Search" button. A blue arrow points from the "Information entered" label to the "Institution ID" field. Another blue arrow points from the "Search result" label to the search results section.

1 company found with an ID containing "CA01QCE-BB"

CA01QCE-BB	BIOGLOBE 298, boul. Armand-Thériault, local 1 H CDN-G5R 4C2 RIVIERE-DU-LOUP QUEBEC (Canada)	Phone: +14 183140404 poste Email: info@bioglobe.ca
----------------------------	--	---

Searching by “Institution City” can provide more results as there is often more than one PE located in the same city (see *Figure 8* below).

To search for PEs by country go to the section titled PE Listings by Country.



Figure 8: Search for a specific company by Institution ID and City

Search criteria

Institution ID	DE01BEC
Institution Name	ex : All 4 Business GmbH
Institution City	Heilbronn
Phone number	ex : +49 7141 28206-400
Email address	ex : all4business@gmx.de
Contact or Manager	ex : John
Filter by Country	Germany
<input type="button" value="Search"/>	

1 company found with an ID containing "DE01BEC" in Germany

<u>DE01BEC</u>	BIT Best in Technik GmbH Längelterstr. 106 D-74080 Heilbronn (Germany)	Phone: +49 7131 928237 Fax: +49 7131 928183 Email: Bit@ass-hn.de Web: http://www.zuef.de/bit
----------------	---	---

9 companies found which city name contains "Heilbronn" in Germany

<u>DE01BEC</u>	BIT Best in Technik GmbH Längelterstr. 106 D-74080 Heilbronn (Germany)	Phone: +49 7131 928237 Fax: +49 7131 928183 Email: Bit@ass-hn.de Web: http://www.zuef.de/bit
<u>DE01BIW</u>	Bike World GmbH Frankfurter Str. 63 D-74072 Heilbronn (Germany)	Phone: +49 7131 564123 Fax: +49 7131 564119 Email: bike.world@gvss.de
<u>DE01BRU</u>	Brunnen GmbH ÜFA der Andreas-Schneider-Schule Längelterstr. 106 D-74080 Heilbronn (Germany)	Phone: +49 7131 928-180 Fax: +49 7131 928-182 Email: Brunnen@ass-hn.de

Search for Top International Traders

PE Trade Directories and Listings -> Top International Traders Listings

<https://penapps.penworldwide.org/Statistics/TopTraders.aspx>

This section provides users with a listing of the Top Traders. It is very useful for finding potential business partners that are active in international trade.

A user can select in a range from 50 to 250 PEs between a period of 2 weeks and 24 months and sort by Top Sellers, Top Buyers and Top Overall Traders.

To change the search criteria, drag the slider along the line to the desired number of PEs (50 PEs, 100 PEs, 150 PEs, 200 PEs, 250 PEs), desired period (2 weeks, 1 Month, 6 Months, 12 Months, 24 Months) or one of three target groups (Sellers, Buyers, Traders).

Listings can be downloaded in Excel and PDF format.

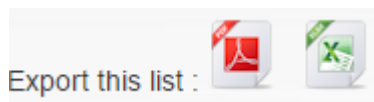


Figure 9: Selection and sorting criteria of Top International Traders

Important - this search tool gives a listing of **international** traders only. PEs that trade only national cannot be found in this list.

Practice Enterprises are ranked according to the number of verified Swift transactions.

Search criteria example used in *Figure 9* above provides a list of “Top 100 Traders in the last 12 Months” which can be downloaded by clicking on the Excel or PDF icon:



World Map of Practice Enterprises

PE Trade Directories and Listings -> PE Global Geolocation Map

<https://penapps.penworldwide.org/PEMarket/PeGlobalClusteredMapFullframe.aspx>

The PE Global Geolocation Map provides access to the world map of Practice Enterprises in the EUROPEN-PEN International network. The map shows all PEs worldwide that are marked as trading internationally.

Clusters¹ are used to display a large number of PEs in one area on the map. The number on a cluster indicates the number of PEs in the cluster (see *Figure 10*).

As you zoom into any of the cluster locations, the number on the cluster decreases, and you begin to see the individual pins for each PE (example – Danish PE ECC Trading A/Sim in *Figure 10*).

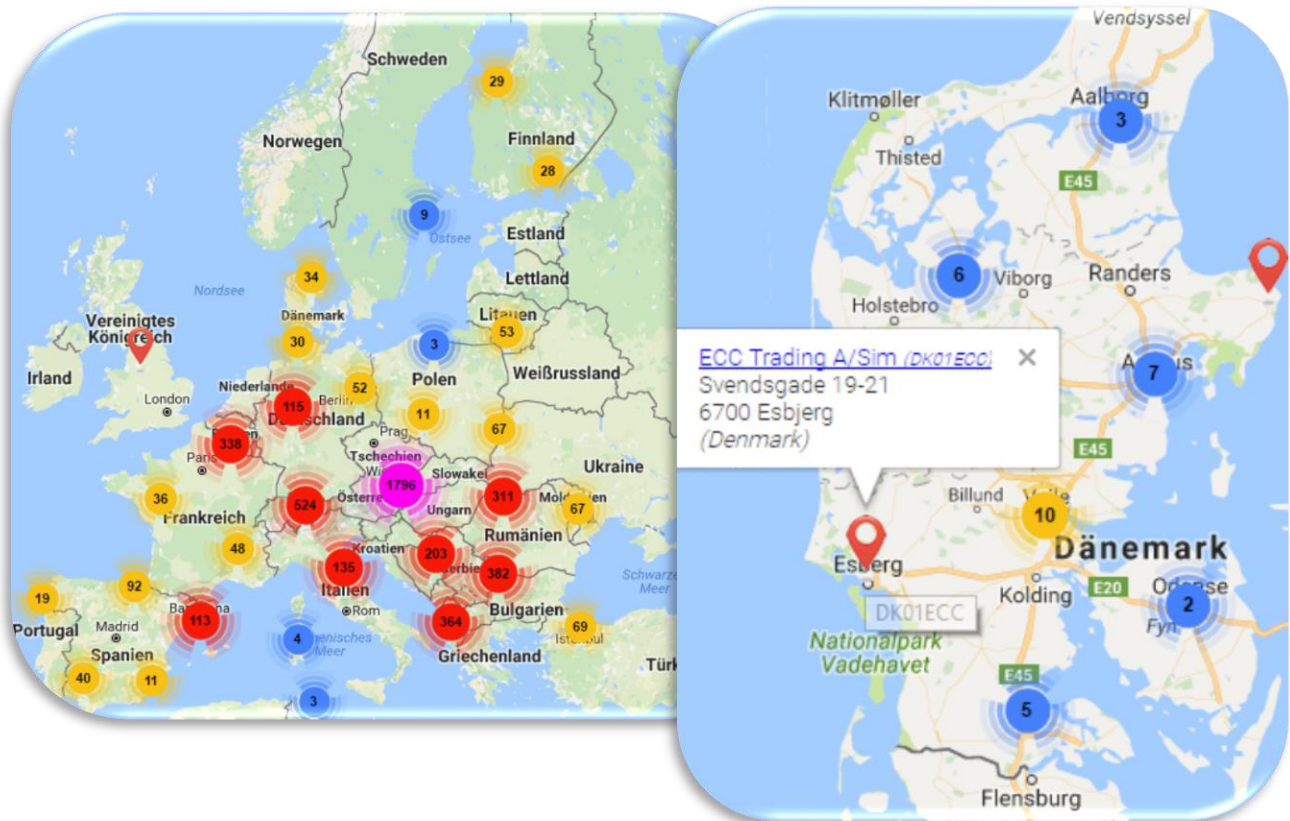
¹ In business, a cluster is described as a geographic concentration of interconnected businesses, suppliers and associated institutions in a particular field (wikipedia).

In our world map a cluster can be described as a geographic concentration of Practice Enterprises.



Click on the pin of an individual PE to directly link to the “Practice Enterprise Main Information” window in the WebApp. Zooming out of the map consolidates the individual PEs into clusters again.

Figure 10: A fragment from PE Global Geolocation Map (Europe)



Search for PE Listings by Country

PE Trade Directories and Listings -> PE Listings by Country

<https://penapps.penworldwide.org/PEMarket/PEMarketList.aspx>

PE Listings by Country enables a user to filter data by Institution Type and Country. There are 4 types of Institutions that can be filtered:

Practice Enterprise – the physical location where PE activities take place

Host – educational institution or organization that is responsible for administering Practice Enterprise(s) established in their institution

Central Office - the Central Office administers the national PE network and provides support to national PEs, trainers training, and manages all Central Services offered to PEs

Central Service - commercial and regulatory services such as banking, customs and taxation, utilities and post office, etc. that are managed by the Central Office

A list of institutions by country can be downloaded in Excel or PDF format.



Figure 11: Search for institution by country

The figure shows two screenshots of a web application interface. The top screenshot shows a 'List type' section with 'Institution Type' set to 'All' and 'Country' set to 'All'. A callout box labeled 'Filter by Institution' points to the 'Institution Type' dropdown. The bottom screenshot shows the same 'List type' section, but the 'Country' dropdown is open, showing a list of countries including Albania, Argentina, and Austria. A callout box labeled 'Filter by Country' points to the 'Country' dropdown.

Visibility in the Yellow Pages

PE Trade Directories and Listings -> Your Yellow Pages Visibility

<https://penapps.penworldwide.org/PEMarket/YellowPagesVisibility.aspx>

This section allows Practice Enterprises to check their PE visibility in the Yellow Pages. It provides detailed information about how many times their PE has appeared in search results from other PEs. It also shows which criteria and keywords were used to find them.

Figure 12 shows PE “Bio Natural” has no visibility in the YP because it has not entered any Keywords or Description of its business into their Practice Enterprise information.

Figure 12: Example of no Visibility of the PE in the YP

The screenshot shows the 'Institution' section of the web application. The 'Select Institution to edit' dropdown is set to 'Bio Natural'. Below this, the 'Statistics' section is visible, with a heading 'Are you visible ??'. A red message states: 'None of your chosen category placed you on the search result list for now. your Yellow Pages registration is maybe new ? Try to refine the keywords and descriptions of your business'.



There are many ways for Practice Enterprises to increase their visibility in the YP.

1. Add Category of your Business

PE Trade Directories and Listings -> Your Yellow Pages Visibility -> Categories

<https://penapps.penworldwide.org/PEMarket/YellowPagesVisibility.aspx>

A category of your business can be added by selecting a category from the Yellow Pages Categories. There can be several categories selected and saved.

In order to add a category, follow this procedure (Figure 13):

Select a category in the list below

Select a trade type (Manufacture, Wholesale, Retail Sale, Service)

Click the Add button

When done, click Save

Figure 13: Business category adding window

Categories

Select a category in the list below
Select a trade type (Manufacture, Wholesale, Retail sale, Service) in the tree
and click the Add button
when done, click Save

Yellow Pages Categories: [dropdown]

Buttons: Add, Delete, Save all entered Category

ID	Category Description
1	Cars and vehicles sales, repair, parts and accessories
2	Clothing and apparel mens, womens, children, baby clothing, shoes, sportswear, accessories and jewellery
3	Real estate, home and garden sales and rental, construction, building, home and garden products and services
4	Recreation, arts and entertainment music, radio, books, television, theatre, parks, museums, libraries
14	Categories

2. Add Keywords to Describe your Business

PE Trade Directories and Listings -> Your Yellow Pages Visibility -> Keywords

<https://penapps.penworldwide.org/PEMarket/YellowPagesVisibility.aspx>

Keywords describing your business can be added by selecting them from the Yellow Pages Keywords. There can be several Keywords selected and saved.

To add the keywords, follow this procedure (Figure 14):

Select a Keyword from the list

Click the Add button

When done, click Save



Figure 14: Keywords adding window

Fixed keywords

Select a Keyword in the list below
and click the Add button
When done, click Save

Yellow Pages Keywords

ID	Keyword
4011011	Abrasives and abrasive tools
101001	Accessories
4006002	Accident prevention devices and equipment
3	Accumulators
11002101	Acoustic engineering consultants
1004003	Additives for food and beverages
10002042	Address management consultants and services
287	Adhesives
1128	Categories

Own / personalized keywords

Type in a Keyword in the
and click the Add button
When done, click Save

Buttons: Add, Delete, Save all entered Keywords

3. Add Own / Personalized Keywords

PE Trade Directories and Listings -> Your Yellow Pages Visibility -> Personalized Keywords

<https://penapps.penworldwide.org/PEMarket/YellowPagesVisibility.aspx>

There is also a function for adding personalized keywords to describe your business. This function is very useful in case you cannot find the appropriate keywords in the list of YP keywords or you want to describe your business activities in more detail.

Make sure to use simple keywords and correct spelling. Yellow Pages searches for exact terms, so use different versions and ensure accuracy (ex. car, auto, vehicle, transport)

To add personalized keywords, follow this procedure (Figure 15):

Type in a Keyword in the textbox

Click the Add button

When done, click Save

Figure 15: Personalized keywords adding window

Own / personalized keywords

Type in a Keyword in the textbox below
and click the Add button
When done, click Save

Enter a keyword

Buttons: Add, Delete, Save all entered Keywords



4. Add Own / Personalized Activity Description

PE Trade Directories and Listings -> Your Yellow Pages Visibility -> personalized activity description

<https://penapps.penworldwide.org/PEMarket/YellowPagesVisibility.aspx>

There is also a function for adding a personalized description of your business activities. This function is useful in case you want to describe your business activities in more detail.

In addition, you can select the languages spoken in your PE.

Descriptions should be short and concise and provide a simple explanation of your business.

(ex1. Sales of car parts and accessories)

(ex2. B2B marketing services including social media and web design)

To add personalized activity description, follow this procedure (Figure 16):

Type in Activity Description in the textbox

Select Language

When done, click ☒

Figure 16: Personalized activity description adding window

Language	Activity Description
----------	----------------------

Language:

Activity Description:

☒ ☐

No records to display.

VAT Tax ID Verification

PE Trade Directories and Listings -> VAT Tax ID Verification

<https://penapps.penworldwide.org/PEMarket/VatIdCheching.aspx>

This page can be used to verify the existence of VAT Tax ID. Using this tool, a PE can verify if a VAT tax ID of a potential business partner is up to date and in the system before making a payment.



PE Webshops Directory

PE Webshops Directory menu links to PE webshops entered into the database.

If your PE has a Webshop but it is not visible in the database, please contact your Central Office to have it added to your PE information.

For any issues accessing Webshops, please contact the PE directly or contact your national Central Office for assistance.

PE Webshops Directory -> **Shop through Webshops**

<https://penapps.penworldwide.org/MarketPlace/WebshopSearch.aspx>

The same as in the YP Search page, two filter options are available on Shop through Webshops page. Links to a list of Webshops according to business category and filters added (see *Figure 17*, an example of Webshops listing in the category Cars and vehicles and with two filters added).


A click on the “shop online” icon  leads to an individual PE Webshop. Note that not all links lead directly to Webshops: many countries have a common Webshop system where the PE will have to re-enter their PE code and password to access the Webshops of certain countries (see *Figure 18*).



Figure 17: Example for listing of Webshops by category and filters

Search the Webshops by Category

1 Cars and vehicles ← click the category to see the list of Webshops

2 Clothing and apparel

3 Real estate, home and garden

4 Recreation, arts and entertainment

5 Food and beverages

6 Sports and events, gaming and hobbies

7 Health and personal wellbeing

8 Office equipment and supplies

9 IT and electronics

10 Publicity, marketing and media

11 Transportation, logistics and storage

12 Business services, public/private utilities

13 Technical and industrial services and materials

14 Travel and tourism

Or Search in the Yellow Pages Directory

Type a product, a keyword or an activity to search

Add a Filter to Your Search

Currently open PEs | + PE open within 60 min | + PE open within 90 min | + PE open within 120 min | All PEs

PE Main Target Group:

29 matches found

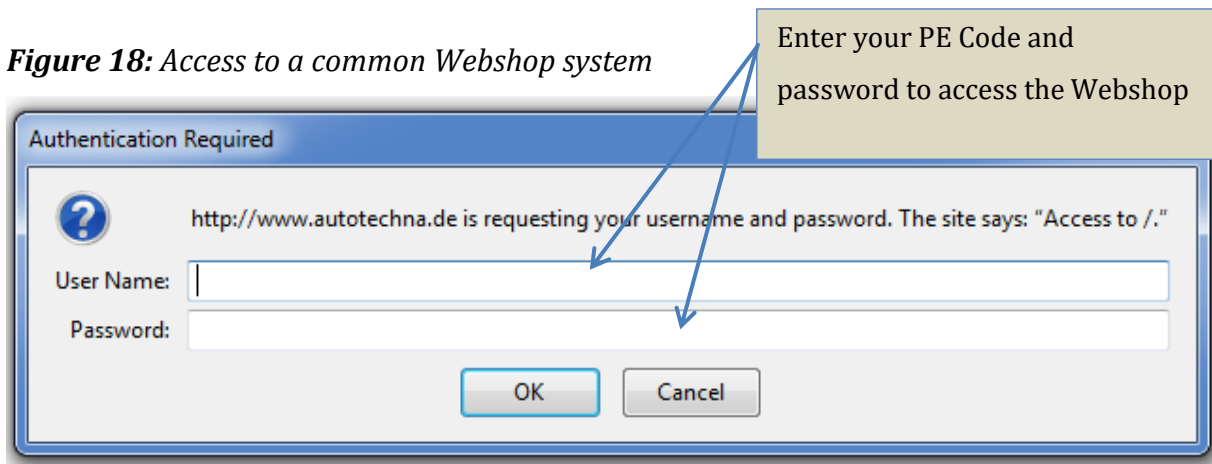
Shop Online	Practice Enterprise (PE)	PE Opening Status
	Auto Correct, Crystal Lake, US	 Opening in 7 h 35 min
	Autotechna International, Bremen, DE	
	Boardwalk Rentals, Portland, US	 Opening in 5 h 5 min

Each PE indicated includes (Figure 17)

- 1) link to webshops
- 2) current PE opening status
- 3) target group (if the filter is added)



Figure 18: Access to a common Webshop system

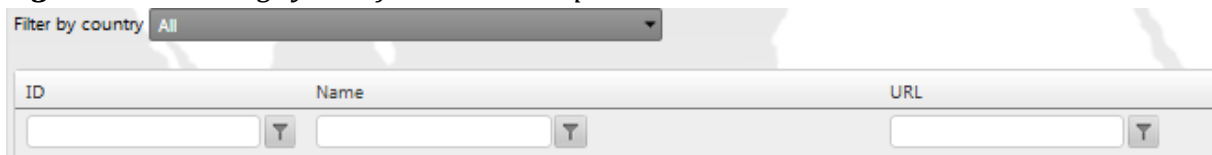


PE Webshops Directory -> **Listing of Webshops**

<https://penapps.penworldwide.org/MarketPlace/ActiveWebshops.aspx>

This section provides listings of active PE Webshops in different countries. Users can filter Webshops by country, ID, name or URL address (*Figure 19*).

Figure 19: Filtering system for the webshops



When filtering by country, a list of all active Webshops in that country is provided (see example for Canada in *Figure 20*).

Figure 20: Filtering Webshops by country

Filter by country	Canada (19 shops)	
	All	
ID	Austria (413 shops)	
	Belgium (127 shops)	
	Brazil (1 shop)	
	Canada (19 shops)	
CA01QCE-AB	Denmark (3 shops)	visiteur.asp
CA01QCE-AN	France (17 shops)	visiteur.asp
CA01QCE-AO	Germany (98 shops)	visiteur.asp
CA01QCE-BB	Indonesia (14 shops)	visiteur.asp
CA01QCE-CI	Italy (5 shops)	visiteur.asp
CA01QCE-CX	Luxembourg (3 shops)	visiteur.asp
CA01QCE-CT	Macedonia (1 shop)	
CA01QCE-EX	Slovenia (2 shops)	visiteur.asp
CA01QCE-NK	Spain (7 shops)	visiteur.asp
CA01QCE-OB	Switzerland (30 shops)	visiteur.asp
CA01QCE-OD	USA (389 shops)	visiteur.asp
CA01QCE-PI	PINART INTERNATIONAL	http://www.plasmont.com/francais/OBen6/ccv_choix_catalogue_visiteur.asp
CA01QCE-PL	PLASMONT INTERNATIONAL	http://www.plasmont.com/francais/OBen6/ccv_choix_catalogue_visiteur.asp
CA01QCE-PQ	PLASTIGROULX	http://www.plasmont.com/francais/OBen6/ccv_choix_catalogue_visiteur.asp
CA01QCE-PM	PROMOTIONS MULTI PLASTIK	http://www.plasmont.com/francais/OBen6/ccv_choix_catalogue_visiteur.asp
CA01QCE-RS	RELAIS SANTE DES APPALACHES	http://www.plasmont.com/francais/OBen6/ccv_choix_catalogue_visiteur.asp



A user can choose more than one filter (ID, Name, URL). For example, to find webshops in Canada which name contains the word “International”. In this case, the user chooses the additional filter “Name” and select the criterion “Contains” (see *Figure 21*).

Figure 21: Filtering webshops by ID, Name and URL

ID	Name	URL
CA01QCE-AO	ARBRO INTERNATIONAL	/OBen6/ccv_choix_catalogue_visiteur.asp
CA01QCE-CT	CONCEPTO INTERNATIONAL	com/boutique/
CA01QCE-NK	NOVITEK INTERNATIONAL	/OBen6/ccv_choix_catalogue_visiteur.asp
CA01QCE-OB	O'BOIS INTERNATIONAL	/OBen6/ccv_choix_catalogue_visiteur.asp
CA01QCE-PI	PINART INTERNATIONAL	/OBen6/ccv_choix_catalogue_visiteur.asp
CA01QCE-PL	PLASMONT INTERNATIONAL	/OBen6/ccv_choix_catalogue_visiteur.asp
CA01QCE-TA	TANDEM INTERNATIONAL	/OBen6/ccv_choix_catalogue_visiteur.asp

Calendar of Events

Use this link to view the listing of the upcoming EUROPEN-PEN International Trade Fairs and events directly on the WebApp:

<https://penapps.penworldwide.org/TradeFairs/TradeFairs.aspx>

Trade Fairs and events listings are uploaded by the host country. Please contact the host of the event directly for more details about the event. To add an event to the calendar, please contact your national Central Office.

You can also check out the upcoming events on our public website:

<http://www.penworldwide.org/tradefairs.aspx>.

The calendar of events only includes information entered by national Central Offices. If there are missing events, please contact your CO. The events are automatically removed from the calendar the day after the event.

There is a separate section about the Global Enterprise Challenge (GEC). Please visit the GEC website for further information: <http://www.gec-penworldwide.org/>



Export Documents

Export Documentation

<https://penapps.penworldwide.org/ExportDocs/ExportDocs.aspx>

This section can be used to find models of documents for exporting to different countries around the world. Documents can be downloaded and modified for national/local use as needed.

In the section View Export Documentation, you can choose your location and the location you are exporting to (see *Figure 22*). It gives a list of the required documentation and explanation of the exporting process. A download section enables a fully-functioning document download (see *Figure 23*).

Figure 22: Export from USA to a European country

The screenshot shows two side-by-side selection boxes. The left box is titled 'You are located in' and contains radio buttons for 'European Community member country', 'European non EU-member country', 'Canada', 'USA' (selected with a blue arrow), and 'South America, Asia or Africa'. The right box is titled 'and want to export to an Enterprise located in' and contains radio buttons for 'European Community member country', 'European non EU-member country', 'Canada', 'USA', and 'South America, Asia or Africa'. A red arrow points from the 'USA' selection in the left box to the 'European Community member country' selection in the right box. A text box on the right says 'Select your region and the region you are exporting to' with an arrow pointing to the right box.

*a grey dash indicates that the exporting location (the USA) and importing location (Europe) are selected

Figure 23: A list of the required documentation and explanation

The screenshot shows a web interface with three tabs: 'Commercial Documents', 'Customs Documents', and 'Transport Documents'. Under 'Commercial Documents', there are sub-tabs: 'Commercial invoice', 'Delivery Note' (selected with a blue arrow), and 'Certificate of Origin'. A text box on the right says 'Click on each tab to get a list of required documents and detailed explanation'. Below the tabs, the 'Delivery Note' section is active, showing a description: 'You as an exporter (seller of goods) need proof for the delivery of goods, that's why a delivery note usually accompanies the shipped goods.' Below this is a 'DOWNLOAD' section with three links: '1) Download sample of a delivery note (Word document)', '2) Click here for a sample of a filled out delivery note.', and '3) Click here to see mandatory fields (Word document)'. A text box on the right says 'Delivery Note tab is selected' with an arrow pointing to the 'Delivery Note' sub-tab.

By clicking on each tab, a user gets an explanation of each procedure. A download section enables document downloads.

Export Library

<https://penapps.penworldwide.org/ExportDocs/ExportLibrary.aspx>

This section contains documents describing the exporting process, glossaries, export rules and regulations and a section on International Payments methods.



Contact Lists and Links

This menu item leads to the main website of EUROPEN-PEN International, where a user can find information about the association and its history, member countries, events and links to our social media. There are other contact lists in the WebApp that are only accessible by the national Central Office and include contact information for CO staff.

Documents Library

Materials that can be found under this menu item include:

- Technical Documents – guidelines for using the WebApp portal including this guide <https://penapps.penworldwide.org/Docs/WebAppDoc.aspx>
- PE Documentation – Business Letter Models and Glossaries <https://penapps.penworldwide.org/Docs/ProfessionalBusinessLetters.aspx>
- Members Trade Fair Guidelines – main information, rules and regulations for participating at Trade Fairs in different countries <https://penapps.penworldwide.org/Docs/ViewDocs.aspx?CatId=104&SubCatId=104>

Media

A direct link to the dedicated EUROPEN-PEN International YouTube Channel, where videos in different partner languages on the PE concept can be found.

<http://www.penworldwide.org/media.html>

Marketing Materials

Materials that can be found under this menu item:

Logos and Graphics:

<https://penapps.penworldwide.org/Docs/LogoGraphicsDoc.aspx>

EUROPEN-PEN International marketing materials such as a style guide, logo package, PPT template and more can be found here. The materials may be used by members in their local marketing, websites, portals, etc. as an indication of membership in the international association.

The Style Guide provides the guidelines for proper use of our Logo (colours, style, spacing considerations, etc.), spelling of name and possible typography for text.

There are different logo packages provided for downloading, including colour, greyscale, white logos in all sizes.

You can create your PowerPoint presentation using PowerPoint Master Template that is downloadable in PPT format.



Members Marketing Materials:

<https://penapps.penworldwide.org/Docs/MembersMarketingMaterial.aspx>

A country-based list of downloadable marketing materials, such as national flyers, logo, website link, etc., for each member country that supplied materials. PEs have access to the materials of their own country and to the materials of all other member countries of the association that have supplied materials.

Statistics

The statistic of „International PEs per Country“ and „International PEs by Region“ is provided (see *Figure 24* and *Figure 25* respectively). An International PE is a PE that carries out international trade and has been marked as International by their national Central Office. Only PEs that have been marked in the database as *trading internationally* have been included in the list of International PEs. PEs that trade national-only are excluded from the list.

Figure 24: International PEs per Country

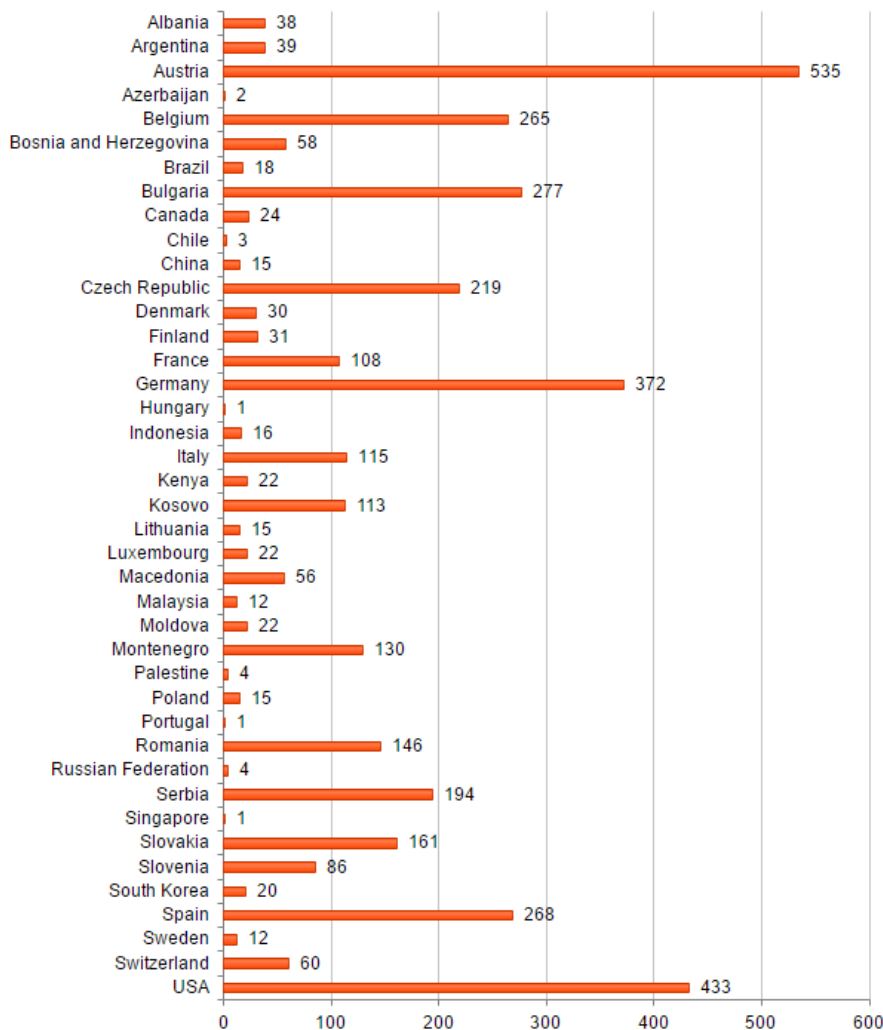
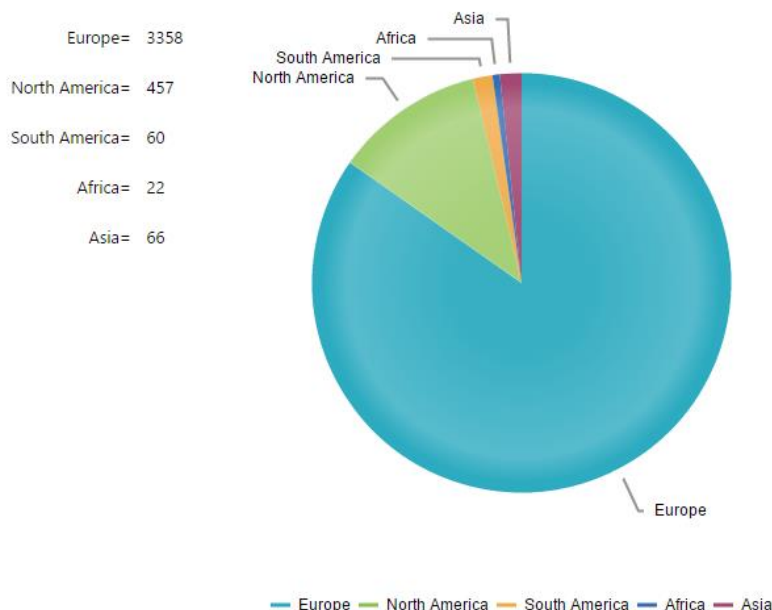


Figure 24 shows that 5 countries with the largest number of international PEs are: Austria (535)
USA (433)
Germany (372)
Bulgaria (277)
Spain (268)



Figure 25: International PEs per Region



The figure shows that more than 3000 international PEs are located in Europe followed by North and South America, Africa and Asia.

Frequently Asked Questions (FAQ)

<https://penapps.penworldwide.org/FAQ/ShowFAQ.aspx?catID=1>

The answers to Frequently Asked Questions about using the WebApp are provided under this menu item.

User Guides

User Guides are available in English language for the WebApp, the association bank program and the credit card system

Here is the WebApp User Guide:

<https://penapps.penworldwide.org/Docs/ViewDocs.aspx?CatId=135&SubCatId=135>

Here is the User Guide for the Bank System:

<https://penapps.penworldwide.org/Docs/ViewDocs.aspx?CatId=136&SubCatId=136>

Here is the User Guide for the CCI credit card system.

<https://penapps.penworldwide.org/Docs/ViewDocs.aspx?CatId=137&SubCatId=137>

This is the end of the User Guide.

For any additional questions or for suggestions for this guide, please contact your national Central Office.